SWEETWATER SPRINGS WATER DISTRICT

TO: Board of Directors **AGENDA NO. VII**

FROM: Ed Fortner, General Manager

Meeting Date: February 6, 2020

Subject: GENERAL MANAGER'S REPORT

RECOMMENDED ACTION: Receive report from the General Manager.

FISCAL IMPACT: None

DISCUSSION:

1. **Laboratory Testing:** Water quality tests confirm that all SSWD water meets all known State and Federal water quality standards.

2. **Water Production and Sales:** Water sales in December were 12,925 units (29.7 AF Monte Rio cycle), and production (calculated as running twelve-month average) was 46.5 AF. Compared to one year ago, sales were higher, and production was lower (35.2 AF and 44.6 AF, respectively). Figure 1 shows sales, production and % difference for the combined systems; the water loss trend was up this month (20.7%). Looking at the data over the last ten years, water production has dropped approximately 29%, and sales have dropped 18%. The water loss percentage was around 30% and now is in the 15-20% range. Much of the production and water loss drop can be attributed to the capital projects funded by Redevelopment. The sales drop is probably due to the drought public education; it's unlikely historic use levels will return soon.

3. **Leaks:** In January, we had four total leak repairs with 26 hours on it. Two leaks were in Guerneville, and two leaks were in Monte Rio. All leaks were in older lines. That is more leaks and fewer person-hours compared to the prior month and fewer leaks and fewer person-hours compared to January one year ago (11 and 82). Figure 2 shows service and main leaks separately with a total leak line as well. For Calendar Year 2019, total leaks were 78, down from 105 from 2018. Looking at the leaks chart over the last ten years, we've come down from around 300 leaks per year to under 80 - quite a difference and very noticeable in what the field crews are able to do - address ongoing issues with in-house projects instead of chasing leaks every day.

4. **Guerneville Rainfall:** November rainfall was 2.12", which is lower than the long-term average month and keeps the yearly total below the long-term annual average.

5. **In-House Construction Projects:** There were three in-house construction projects in January:
   - A new meter, a 16" poly riser, and customer gate valve were installed at 16500 Glenda Drive (GV). Seven- and one-half person-hours were spent on the project.
   - Staff assisted Vonn Renner with the installation of 140' of 6" PVC, replacing steel main at 14375 Camino Del Arroyo (GV). Thirty hours were spent on the project.
   - Staff relocated two meters outside of the customer gate at 8420 Bohemian Hwy (MR). One meter was changed out. Seventy-eight hours were spent on this project.
   - The three projects totaled 115.5 hours.

   There were no toilet rebates.

6. **Discontinuation of Service for Non-payment Law:** Continue to work on implementation by the 02/2020 deadline. On February agenda.

7. **SSWD Website Update:** Continue to investigate.

8. **Labor Negotiations:** Glenn Berkheimer with IEDA announced his retirement due to health issues. IEDA has assigned Gregory Ramirez to head the labor negotiation. Laura Strand with Stationary Engineers, Local 39, Mr. Ramirez, and I are scheduled to meet on February 10, 2020.

9. **Lower Harrison Road Drive Retaining Wall:** Coastland submitted 70% plans. After a final site visit, three trees were identified for removal. The final design was completed the first week of February. Quotes should be received by mid-February. A special meeting may need to occur to get Board approval of the project contract so we can get started on the emergency level need.

10. **Gantt Chart:** The Gantt Chart is updated for February, FY 2020.

Figure 1. Water Production and Sales 12 Month Moving Averages
Sweetwater Springs Water District Since September 2008

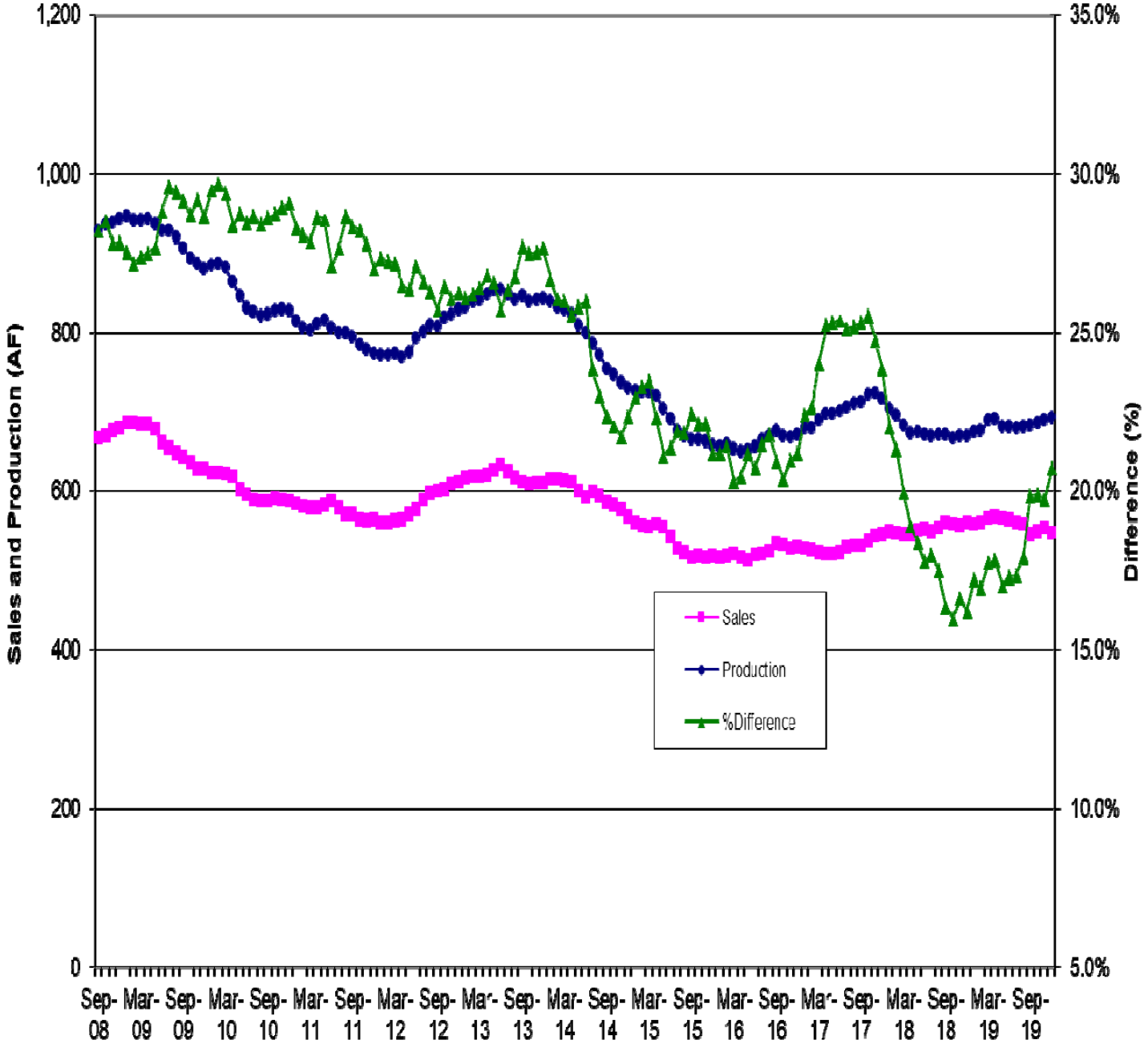

Figure 2. Sweetwater Springs Water District Main and Service Pipeline Breaks Moving Annual Average Since September 2008

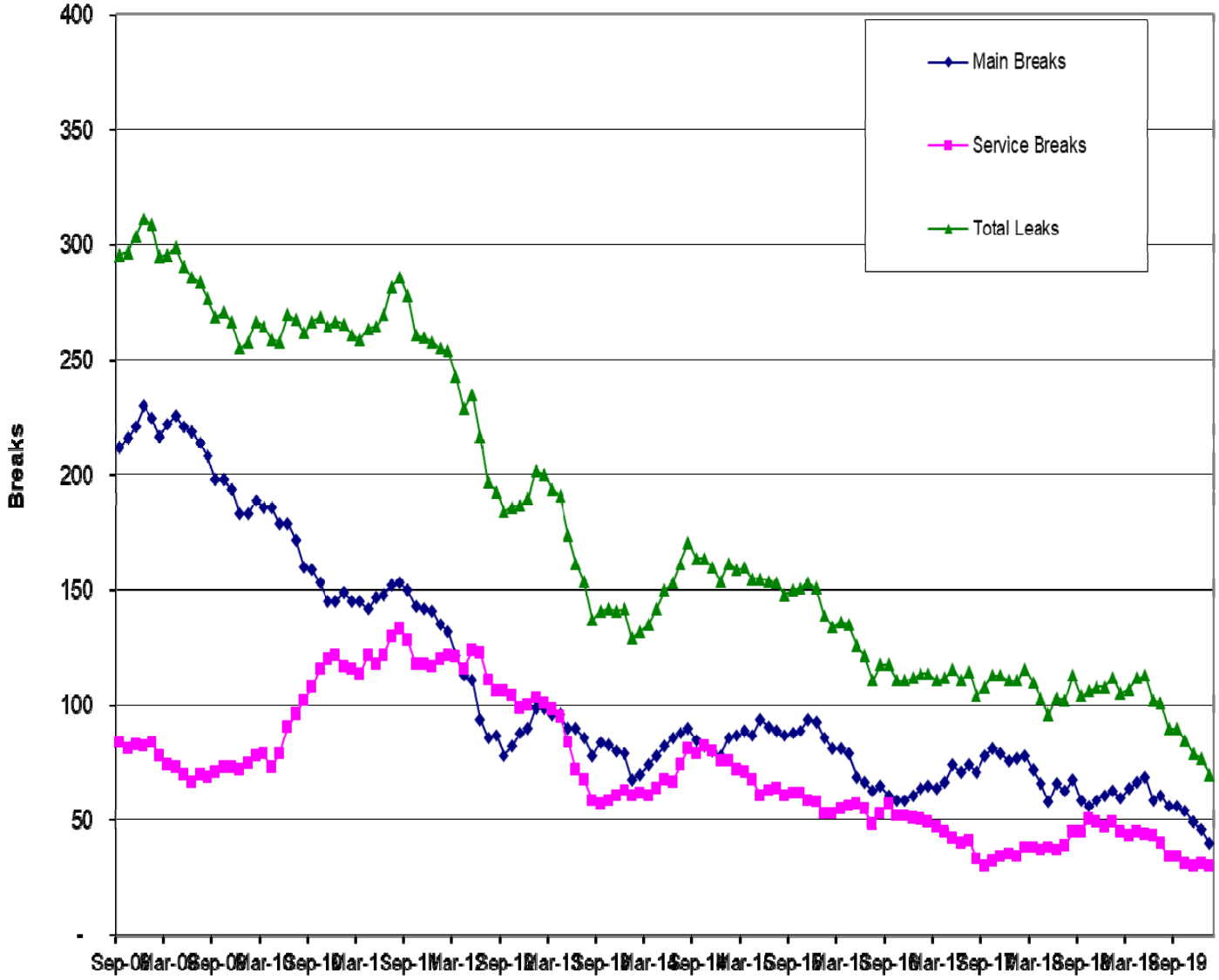

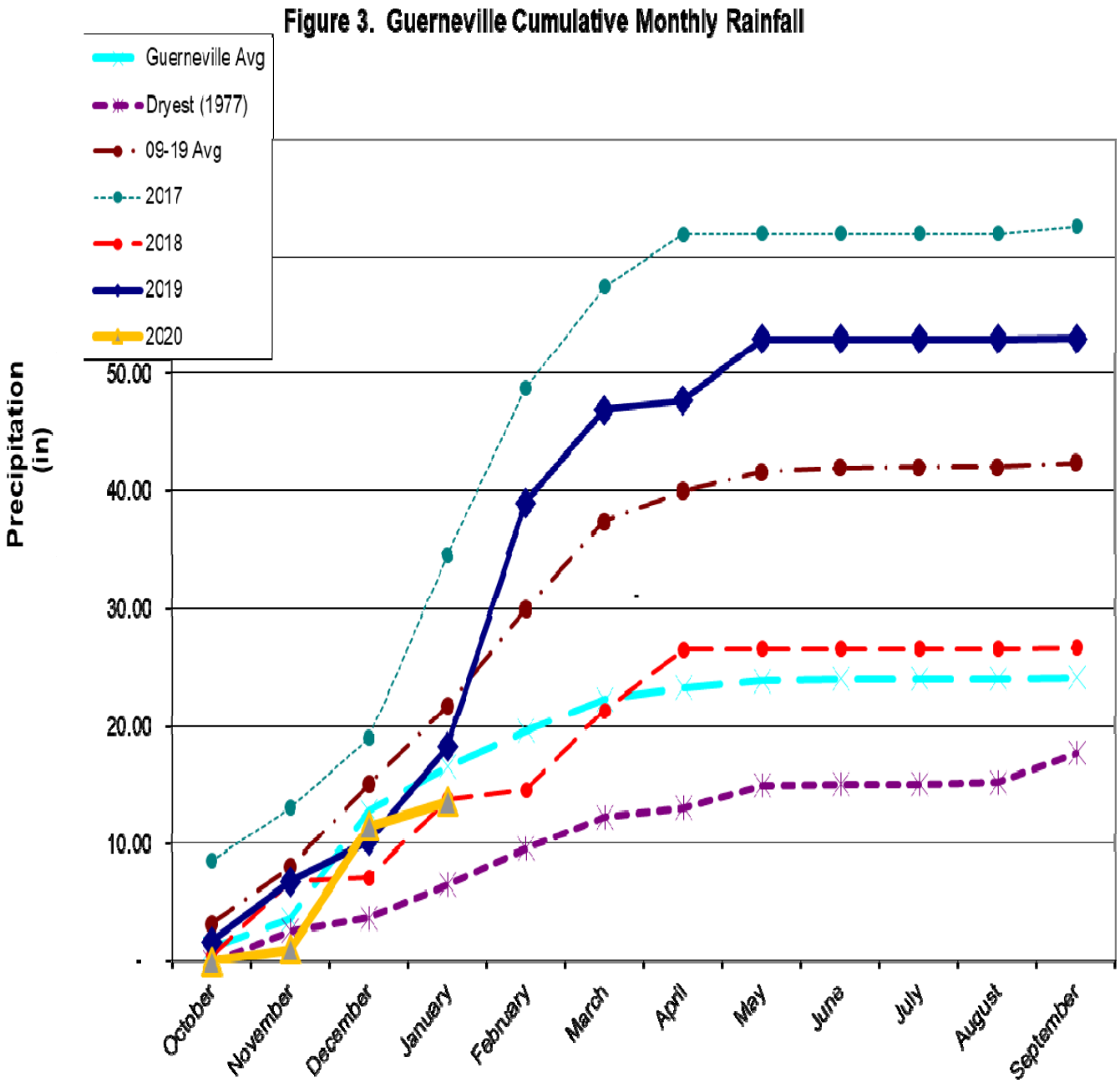
Figure 3. Guerneville Cumulative Monthly Rainfall
Guerneville Avg
Dryest (1977)
09-19 Avg
2017
2018
2019
2020
Precipitation (in)
50.00
40.00
30.00
20.00
10.00
-
October
November
December
January
February
March
April
May
June
July
August
September

Figure 4. Sweetwater Springs WD Calendar Gantt		Aug-19	Sep-19	Oct-19	Nov-19	Dec-19	Jan-20	Feb-20	Mar-20	Apr-20	May-20	Jun-20	Jul-20	FY21+
Ongoing Activity														
Board Action														
Other Milestone														
Current Month														
By Activity														
Action Item/Milestone	**Projected Completion /**													
	Milestone Date													
Budget Preparation														
• Capital Improvement Program Board Discussion														
• Staff Budget Preparation Begins														
• Ad Hoc Budget Committee Reviews Draft Budget														
• Draft Budget to Board for Discussion/Action														
• Approve Budget														
Capital Projects														
• Update/Review District CIP														
• 2021 CIP Planning														
• 2021 CIP Design														
• 2019 CIP Construction Ends														
Labor Negotiations														
Strategic Planning	Nov-19													
Cost of Service Study	Mar-20													
Urban Water Management Plan	Oct-20													
Water Rights	SCWA													
Emergency Response Plan Review														
Building Lease														
• Lease Renewal	Aug-20													
Policies and Procedures														
• Other Policy														
• Overall Review														
District Annual Review														